



VERY IMPORTANT INFORMATION

FINISH ALL OF YOUR PHOTO UPLOADING BY THE BELOW DATE!

Feb 23, 2018

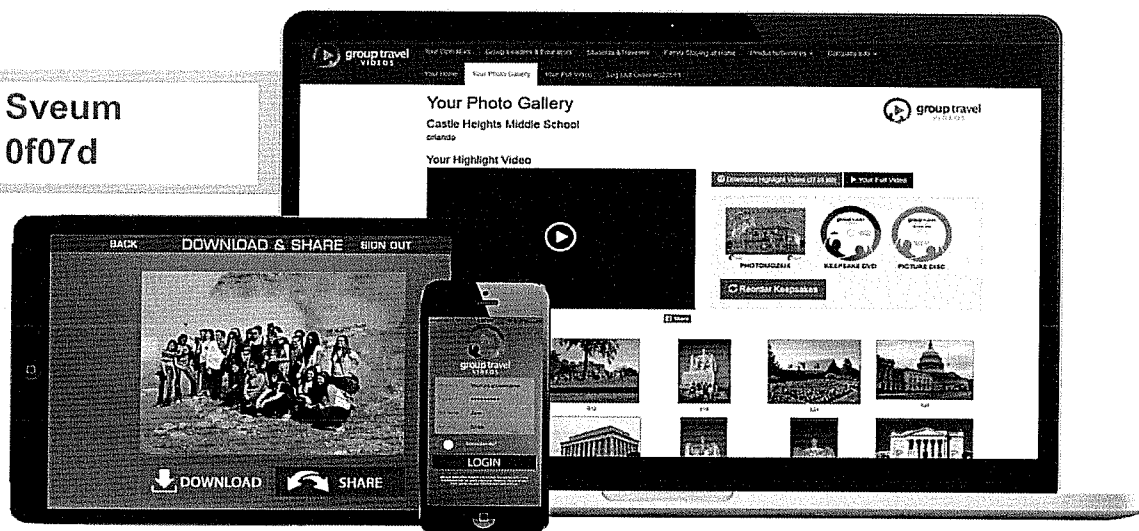
500 PHOTOS WILL MAKE A VIDEO ABOUT 45 MINUTES LONG

Our maximum number of photos allowed is 500.



Find free wi-fi areas when posting photos with the app. If traveling internationally, avoid posting photos with your data plan. It is very expensive!

Traveler Username: Sveum
Traveler Password: 0f07d



■ **Users can share photos through our app or computer.**

Travelers who wish to share their photos with everyone in the group should use the login information above.

Questions?

1-888-533-7637 ext 213 EST: 9:00AM - 5:00PM
info@grouptravelvideos.com
www.grouptravelvideos.com

New Safety Feature



group travel
VIDEOS

Hey! Where is my group?


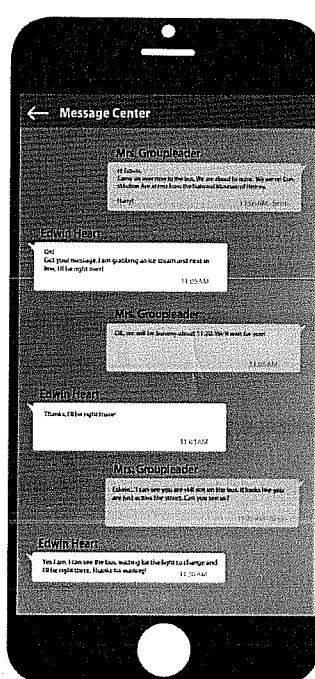
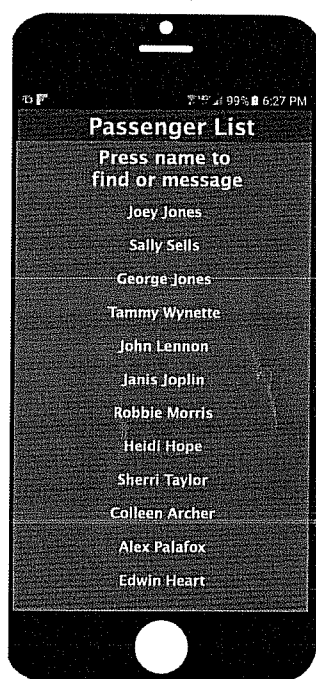

Group Travel Videos™ has added a new safety feature that allows group leaders to find and message their passengers all with one app. And as always, they will create a keepsake video to last a lifetime!

Passenger List

Message Center

Documents

GPS Map
Tracking



Lost someone?
Find your travelers on a map.

Plans change, itinerary update?
Message the entire group. Get it instantly on the app.

Travelers can message the group leaders using the app,
so no personal numbers need to be shared.

Simple. Everyone downloads the free app and
logs in with your group's private codes. Done!

Download the free app
to see a demo video that
explains it all.

Search 'group travel videos'
on the App or Play Stores!

Group leaders have the ability to message everyone.
Travelers can only message the group leader, not each other.
Travelers will have access to see the mapping feature.
Family following from home will not have access
to the mapping and messaging feature.

Keep in mind, this is a safety tool, not a safety net!



We have had some recent enhancements to our app, and here is a summary of information you may want to know! Since we are making a storytelling keepsake video, we hope to give you the best and easiest way to get photos from your trip. It is a great way to reinforce the educational purpose of the trip, and serves as an excellent recruiting tool for next year's trip.

We have added three new features to our app this year. Geo-mapping, group messaging, and a document uploading/sharing feature.

Our geo-mapping and messaging feature helps you and your group know the whereabouts of their travelers and are shown as 'pins' on a map. The app also offers a messaging feature. A list of the passengers in the group is created by those who have put the free app on their phone and logged in with their group's specific unique username and password.

Group Leaders and travelers choose "Going on the Trip" on the login page. The GL has a special 'photo admin' login code and has the ability to message a specific traveler or the entire group at once. The travelers will only be able to message a group leader; whose name appears in yellow on the passenger list. They cannot message each other. Everyone traveling can see the map, and find a person by pressing on their name in the passenger list.

Parents should select 'Following from Home' on the login screen and use the traveler's login codes. They can see the photos shared by the group, but will not be able to see the map or messaging.

Document Uploading feature:

As the group leader, you can upload documents like your itinerary, passenger list, assignments, or educational games or questions to pass the time and learn while traveling. These documents are accessible through the app. Users can see documents uploaded by tapping the upper right hand corner of the app where the three dots are located. You can upload PDF, Word docs, Excel spreadsheets, and even PowerPoint files. The file will appear like it is named, so be descriptive. Upload documents through the Group Travel Videos website (grouptravelvideos.com) using your photo admin username and password.

Privacy is important. We designed the mapping feature to 'turn on' about 5am the date of departure, and turn off about midnight the date of return. All tracking and messaging information will no longer be available and will disappear from the app. If you do not want the mapping or messaging feature, we can disable it. Please email us at info@grouptravelvideos.com or call our customer service department at 888-533-7637 x213.

Note about mapping reliability:

Due to many reasons, we cannot guarantee the pinned location of a traveler is precise. This can vary based on how (and if) their phone is connected to the Internet, and if their location services are turned on. Precision is enhanced if their Bluetooth feature is also on. If a user's phone battery runs out while traveling, the location of their pin will show where the battery ran out. It is also possible that different phone types can impact how well the mapping feature works, and whether or not the user is logged into the app. If the app does not appear to be working correctly, usually logging out and then back in will solve the issue. Keep in mind, **this is a safety tool, not a safety net.**



SUMMARY

1. Download/update the newest version of our FREE app for Apple and Android devices.
2. Users login using the appropriate username/password.
3. Enter name. This allows each traveler's name to show under their photos they upload and on a passenger list for the mapping/messaging feature.
4. Group Leaders and Travelers choose "Going on the Trip"
5. Parents choose "Following from Home" on the login screen. They will see the photos that have been uploaded but they don't see the map/message feature.
6. Watch the video on the login screen after pressing the '?'.
We encourage everyone to do this - in about 4 minutes, it explains it all.